



# Collaborative and Flexible Environments


COMPARE AND CONTRAST  
EDUCATIONAL ENVIRONMENTS  
AND  
CORPORATE ENVIRONMENTS





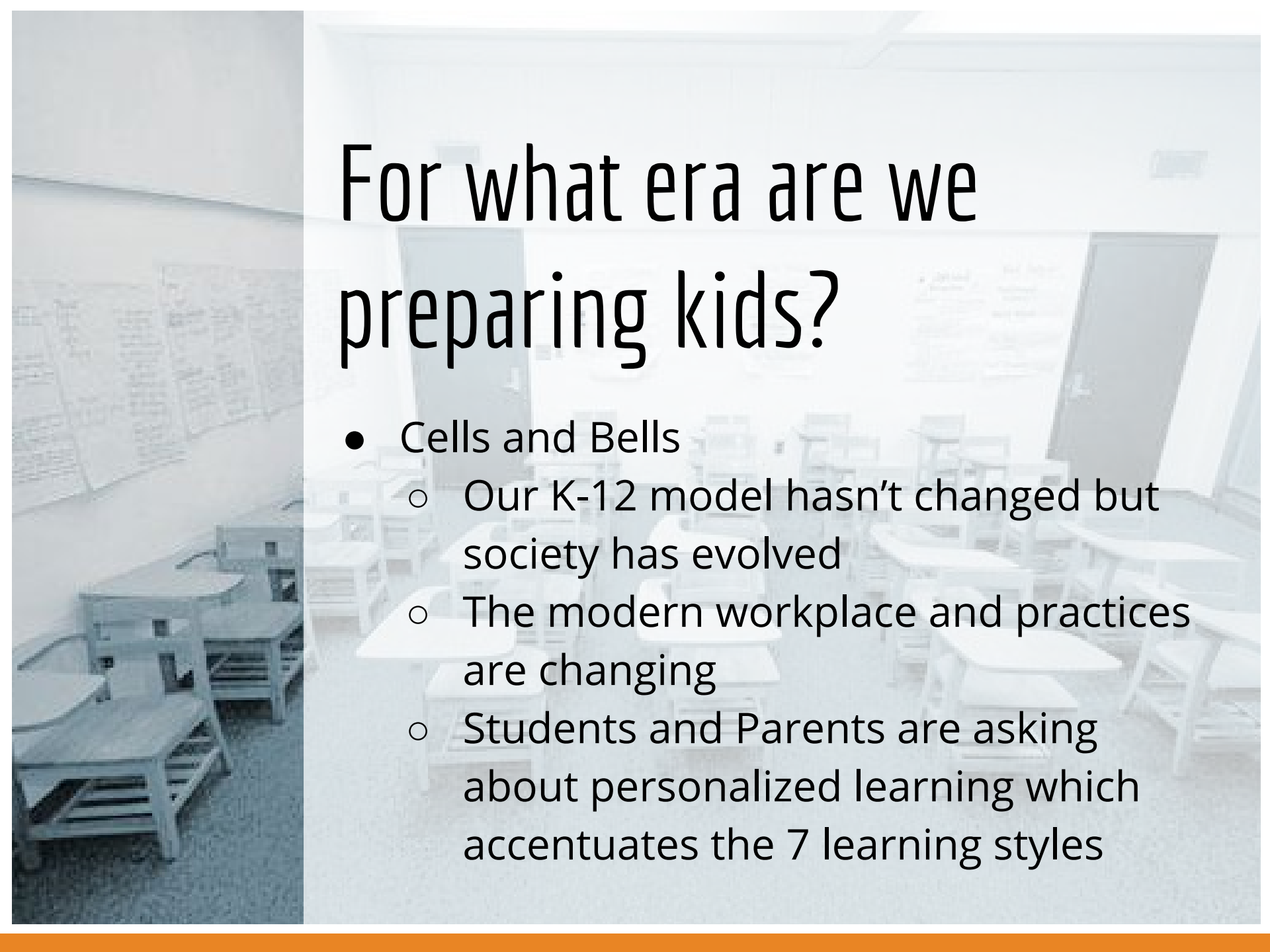
It's time for  
learning  
environments  
to evolve!





# For what era are we preparing kids?

- Traditional classrooms model a factory with an assembly line style environment...
- Most school buildings offer a 1900s solution to 21st Century problems

A photograph of a classroom with rows of desks and a whiteboard. The image is faded and serves as a background for the text.

# For what era are we preparing kids?

- Cells and Bells
  - Our K-12 model hasn't changed but society has evolved
  - The modern workplace and practices are changing
  - Students and Parents are asking about personalized learning which accentuates the 7 learning styles

# 7 Learning Styles

**Social (interpersonal):** You prefer to learn in groups or with other people.

**Visual (spatial):**

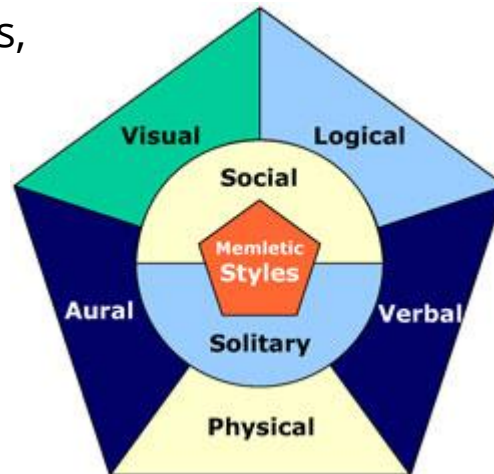
You prefer using pictures, images, and spatial understanding.

**Logical (mathematical):**

You prefer using logic, reasoning and systems.

**Aural (auditory-musical):**

You prefer using sound and music.



**Verbal (linguistic):**

You prefer using words, both in speech and writing.

**Physical (kinesthetic):**

You prefer using your body, hands and sense of touch.

**Solitary (intrapersonal):**

You prefer to work alone and use self-study.

# Learning Spaces and Work Spaces:




DLR Group Insights: A Better User Experience

The Evolution

# Trending for a Reason: Collaborative Design

K-12 and Special Education,  
Higher Ed, Corporate  
Workspaces



[bit.ly/A4LE\\_classroom](https://bit.ly/A4LE_classroom)



# Trending for a Reason: Collaborative Design

K-12 and Special Education, Higher Ed, Corporate Workspaces





# Responses from Education Professionals

How do you feel that  
educational space design  
and utilization has evolved  
over the past 20 years?



[bit.ly/A4LE\\_classroom](https://bit.ly/A4LE_classroom)



## Responses from Education Professionals

Educational space design and utilization evolution in past 20 years?



# Responses from Corporate Professionals

What led to the creation of  
this type of office or  
workplace setting?



Our work environment was traditional with cubicles and very little natural light. When new leadership started employee surveys were conducted and it was determined that the traditional office was, “sucking the life out of the employees.”


---



Architects and designers incorporated natural daylight studies as they designed the new environment

The “corner/window offices” moved away from the windows so light could enter the entire workspace.

# In Education



Changes were made to how the under-utilized break rooms functioned and a shift was made to a “Starbucks Concept”



# In Education







Workspaces were created into “Neighborhood Concepts” with...

Adaptable furniture

“Free address” spaces



# In Education







Agile work environments  
with no permanent desks  
- laptops with plug-ins



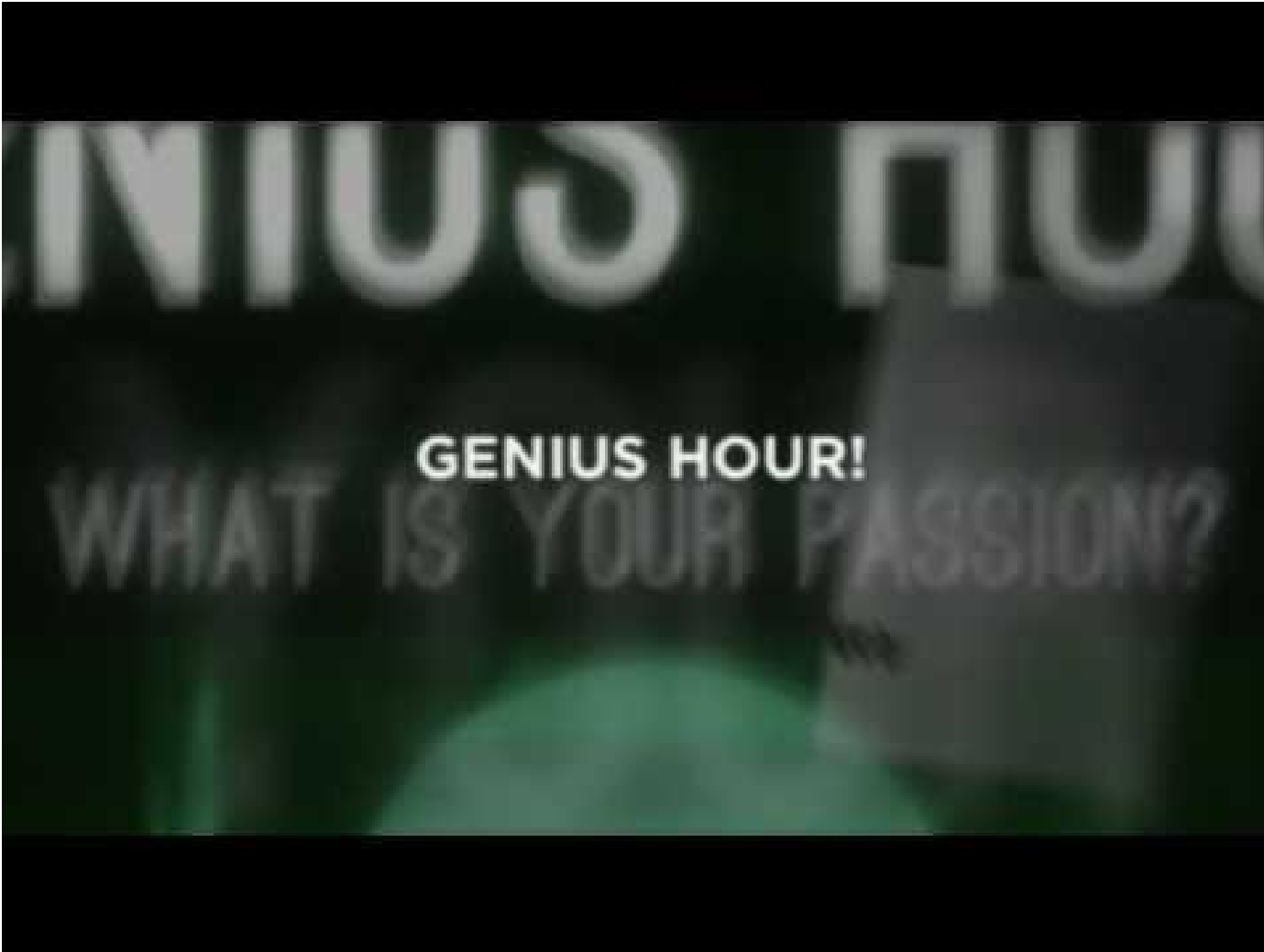
You choose your “Right  
Work” environment

Lockers if needed

# In Education



# The “right work” at the right time



Genius Hour



Collaboration stations  
created in centralized areas  
for planned or  
“Incidental” meetings



What Google calls “casual  
collisions”

Monitors to share content

# In Education





Nature and service projects become part of the design aesthetic...

Inspiration and motivation





# In Education

## NATIVE PRAIRIE PLANTINGS

— *In Progress* —

This area is being managed by the Jordan Public Schools and its students to encourage the growth of native wildflowers and grasses. The diverse plant community will provide habitat for pollinators, birds, and wildlife.



COMMUNITY

# Learning beyond classroom walls



Nature inspired



Allow the large spaces to  
be multipurpose

“Cafetorium” concept


# In Education



# Open spaces



Endless possibilities





Creating accessible areas  
for technology help

Technology concierge is  
available to quick help and  
problem solving



# In Education





Quiet spaces available for  
small meetings or  
individualized work




Designed for brief periods  
and focused work




# In Education





Why is it important to examine the scope and sequence and continuum of “learning - working” environments?



**Space** that facilitates different working/learning opportunities and **furnishings** that are functional, mobile, promote personalized learning, and add to the design of the space... **INSPIRE!**



Corporate

# Education





Corporate



Educational



Corporate






Educational

# Corporate



# Education




# The right space can inspire teaching



Design inspired

Exploring Parallels  
between the  
*21st Century Learning*  
Environment and  
*21st Century Work*  
Environment



[bit.ly/A4LE\\_classroom](https://bit.ly/A4LE_classroom)



Exploring Parallels between the 21st Century Learning Environment and 21st Century Work Environment



# EDUCATIONAL TAKEAWAYS

Concept of blurred lines in our lives

Need for “comfortable environment” that blends all points of life

- Incorporating family
  - Flexibility in work scheduling, how we incorporate free time and professional development, etc.
- Integrating wellness
  - Fitness space access
- Implementing personalized technology
  - IT Help desks
- Accepting and promoting “creature comforts”
  - Coffee shops

# EDUCATIONAL TAKEAWAYS

We need to provide structure, definition, and training for educators - most are “concrete sequential” and they need to learn how to use modern spaces

- Train on how to use the spaces as adults and then how to use them with children
  - Modeling
- Provide permission to think and educate differently
- Explain purpose of different areas of the building - **“The Why”**





What does this  
building want to be?

*Louis Kahn - Architect*

# Discover “The Why”



“The Why” of the Building

A young man in a grey t-shirt is seen from behind, with his arms raised high in the air. He is in a classroom or cafeteria setting, surrounded by other students sitting at tables. The room has a drop ceiling with fluorescent lights. The text "Our 'Why?' ... let this building and its space continue to facilitate inspired opportunities for our students and staff!" is overlaid on the bottom half of the image. A thin orange line is visible in the bottom right corner.

Our "Why?" ... let this building and its space continue to facilitate inspired opportunities for our students and staff!



VISUALS

